

Saliva Genetics Collection Instructions

Before proceeding to collection

Scan this QR code to see the Preparation and Collection instructions on your device



Sample Acceptance Criteria

Sample Acceptance Criteria		
<p>Overfilled and/or Leaking</p>	<p>No reagent/ Missing reagent</p>	<p>Missing Date and Time of Collection</p>

WARNING: FOR EXTERNAL USE ONLY.
DO NOT drink, touch or remove the reagent from the vial. SMALL CAP POSES A CHOKING HAZARD.

Vibrant Wellness
www.vibrant-wellness.com | support@vibrant-wellness.com
1-866-364-0963 (7 AM - 6 PM, Pacific Time)

Important



Rinsing mouth with water to remove food residue and **waiting at least 10 minutes** after rinsing to avoid sample dilution before collecting saliva.



Avoiding foods with high sugar or acidity, or high caffeine content, immediately before sample collection

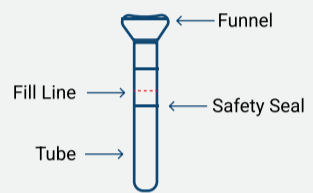


Not eating a major meal within 60 minutes of sample collection.



Passive drool - allowing saliva to naturally pool in mouth and then spit. Repeat this process to fill required saliva. Do not simulate saliva collection.

Your kit includes:



Saliva tube x1



Biohazard bag x1

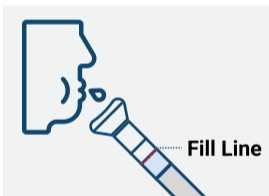


Return Envelope x1



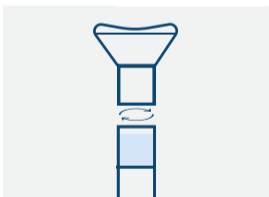
STEP 1

Hold tube vertically and place funnel opening under your mouth.



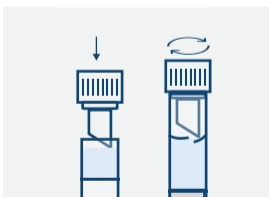
STEP 2

Spit saliva into funnel and repeat until saliva liquid (not foam) reaches fill line.



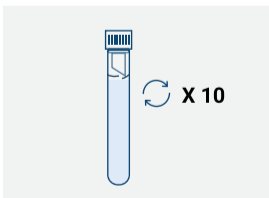
STEP 3

Remove funnel by holding tube vertically and twisting off. Discard funnel.




STEP 4

Close tube with cap by holding tube vertically and pressing and turning cap. Secure tightly.



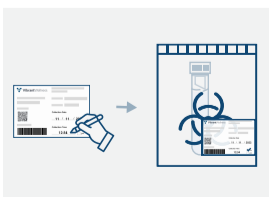
STEP 5

Shake the closed tube vigorously a few times.



STEP 6

Place the specimen tube required into the biohazard bag with the absorbent pad and seal completely.



STEP 7

Write **Date and Time of Collection** on the label affixed to the biohazard bag.
***This step is important as any missing information will delay the processing of your specimen.**

NOTE

Place the biohazard bag inside the return envelope

Mail immediately via FedEx. Holding collected samples more than **24 hours** may result in rejection.

