

CORN ZOOMER DEMO

Name: CORN ZOOMER DEMO
Date of Birth: 01-01-1111
Gender: Male
Age: 01
Height:
Weight:
Fasting: UNKNOWN

Telephone: 000-000-0000
Street Address:
Email:

FINAL REPORT

Accession ID: 2401016032

Provider Information

Practice Name: DEMO CLIENT, MD Telephone: 000-000-0000
Provider Name: DEMO CLIENT, MD Address: 3521 Leonard Ct, Santa Clara, CA 95054
Phlebotomist: 0

Report Information

Current Result Previous Result In Control Moderate Risk

Specimen Information

Sample Type	Collection Time	Received Time	Report	Final Report Date
Serum	2024-01-03 06:45 (PDT)	2024-01-04 11:20 (PDT)	Corn Zoomer - P2	2024-01-12 16:18 (PDT)

SAMPLE



3521 Leonard Ct, Santa Clara, CA 95054
1-866-364-0963 | support@vibrant-america.com | www.vibrant-america.com

TNP Test not performed

R&L Refer to risks and limitations at the end of report

Notes Refer to Lab notes at the end of the table

INTRODUCTION

Vibrant Wellness is pleased to present to you 'Corn Zoomer', to help you make healthy lifestyle and dietary choices in consultation with your healthcare provider. It is intended to be used as a tool to encourage a general state of health and well-being. The Vibrant Corn Zoomer is an array of corn antigens which offers very specific antibody-to-antigen recognition. The panel is designed to assess an individual's IgG and IgA sensitivity to these antigens at the peptide and protein level. Additionally corn allergy testing is also performed by checking for IgE antibodies against corn.

Methodology:

The Vibrant Corn Zoomer test is a semiquantitative assay that detects IgG, IgA, and IgE antibodies in human serum/DBS for corn antigens with multiplexed chemiluminescence immunoassay (CLIA) methodology.

Interpretation of Report:

The summary score provided for Corn Zoomer is a unified score calculated from the IgE, IgA and IgG reactivity of the individual to the respective antigens with higher weightage for IgE than IgA than IgG. Weightage is also assigned to the antigens based on their importance and abundance in the specific food that is tested. This considers the titer value even when the result may be in control. Additionally, the summary page summarizes the list of antigens with antibody titers that are outside the normal reference range.

This is followed by a complete list of all antigens tested including IgG, IgA and IgE antibody titers (as applicable for each analyte tested). Reference ranges have been established for adult population using 2000 healthy individuals. A classification of Green denotes a results that is within the normal reference range, the classification of Yellow denotes a result that is moderately elevated titer with respect to the reference range and the classification of Red denotes a result that is elevated with respect to the normal reference range. Vibrant utilizes proprietary reporter analysis which is designed to assay specific total IgG (subclasses 1, 2, 3, 4), total IgA (subclasses 1, 2) and total IgE antibodies. Additionally, the previous value (if available) is also indicated to help check for improvements every time the test is ordered.

The Vibrant Wellness platform provides tools for you to track and analyze your general wellness profile. Testing for Corn Zoomer panel is performed by Vibrant America, a CLIA certified lab CLIA#:05D2078809. Vibrant Wellness provides and makes available this report and any related services pursuant to the Terms of Use Agreement (the "Terms") on its website at www.vibrant-wellness.com. By accessing, browsing, or otherwise using the report or website or any services, you acknowledge that you have read, understood, and agree to be bound by these terms. If you do not agree to these terms, you shall not access, browse, or use the report or website. The statements in this report have not been evaluated by the Food and Drug Administration and are only meant to be lifestyle choices for potential risk mitigation. Please consult your physician/dietitian for medication, treatment, or lifestyle management. This product is not intended to diagnose, treat, or cure any disease.


Please note:


It is important that you discuss any modifications to your diet, exercise, and nutritional supplementation with your physician before making any changes. Pediatric reference ranges have not been established for this test.

Allergen

No markers are outside the normal reference range

Corn Zoomer

Corn Score	Current	Previous	Result	Reference
Corn Score	3.2			≤2.0

In kernel	Current	Previous	Result	Reference
Corn Cry Proteins IgG	2.1			≤2.0

Pesticidal crystal proteins (thus the name "cry" proteins, short for crystal) are endotoxins produced by *Bacillus thuringiensis* (Bt) and have been used to control crop pests since the 1920s.⁷ Cry proteins have been used as pesticides by either spraying on crops or adding to the DNA of genetically modified corns. Cry proteins kill insects only when ingested. They form pores in the gastrointestinal tract of the insect thus causing water and cations to enter. This leads to swelling and ultimately lysis resulting in death of the insect. Thereby, reducing the need for the use of insecticides.⁸ Cry proteins were claimed to be digestible in humans but a study in different populations has shown that the Bt toxin has been found in the blood of: 93% of pregnant women tested, 80% of umbilical blood in their babies, 67% of non-pregnant women.


In pollen	Current	Previous	Result	Reference
Corn Endochitinase IgA	2.3			≤2.0

Corn endochitinase was recognized as a corn antigen that belongs to the class of pathogenesis-related proteins, the PR3 chitinases. PR3 chitinases are important weaponry of plants against pathogens and have the ability to inhibit fungal growth. They are also involved in catalysis of the compounds that constitute the integral part of the plant cell wall. Corn endochitinase A and B precursors have significant sequence homology with tomato endochitinase C (homology 58.4%) and with grape endochitinase IV (homology 62%). The high rate of homology between grape and corn endochitinase may lead to cross-reactivity and clinical reactions.²⁰



















Other Corn pollen allergens	Current	Previous	Result	Reference
Other Corn pollen allergens IgG	2.1			≤2.0

Besides the pollen allergens described above, several seasonal sensitivities caused by corn pollen antigens have been characterized.²³ Some of these pollen antigens are present in corn kernel as well. To name a few, Zea m 2 belongs to group 2 pollen antigens in corn. Its function is yet unknown but is believed to participate in sexual reproduction in plants. Zea m 7 belongs to polcalcin superfamily and functions as a calcium binding antigenic protein in maize pollen. Zea m 11 belongs to 2s albumin family and can be found in both pollens and corn seeds. Zea m zm13 is another pollen antigen that belongs to Ole e 1 superfamily. Its function includes contribution in hydration, germination and/or pollen tube growth, and other reproductive functions in pollen physiology. Zea m 22 belongs to Enolase superfamily with glycolytic function.









Allergen

Test Name	Current	Previous	Result	Reference
Corn IgE (kU/L)	<0.1			≤0.34

Corn Zoomer

In kernel		Current	Previous	Result	Reference
Corn Zein	IgA	1.1			≤2.0
	IgG	1.4			≤2.0
Corn-Wheat overlap epitopes	IgA	0.8			≤2.0
	IgG	1.7			≤2.0
Corn Albumin	IgA	0.9			≤2.0
	IgG	0.6			≤2.0
Corn Globulin	IgA	1.1			≤2.0
	IgG	1.9			≤2.0
Corn Glutelin	IgA	1.0			≤2.0
	IgG	1.3			≤2.0
Corn Lipid Transfer Protein	IgA	0.7			≤2.0
	IgG	1.5			≤2.0
Corn Thioredoxin	IgA	0.8			≤2.0
	IgG	1.6			≤2.0
Corn Cry Proteins	IgA	1.3			≤2.0
	IgG	2.1			≤2.0
In pollen		Current	Previous	Result	Reference
Corn Expansin	IgA	1.9			≤2.0
	IgG	1.5			≤2.0

Corn Zoomer

In pollen		Current	Previous	Result	Reference
Corn Endochitinase	IgA	2.3			≤2.0
	IgG	1.6			≤2.0
Corn Profilin	IgA	1.1			≤2.0
	IgG	1.8			≤2.0
Corn Exopolygalacturonase	IgA	0.8			≤2.0
	IgG	1.6			≤2.0
Other Corn pollen allergens	IgA	1.2			≤2.0
	IgG	2.1			≤2.0



Risk and Limitations

This test has been developed and its performance characteristics determined by Vibrant America LLC., a CLIA certified lab. These assays have not been cleared or approved by the U.S. Food and Drug Administration. Vibrant Wellness provides additional contextual information on these tests and provides the report in a more descriptive fashion.

Allergen-specific IgE assays do not demonstrate absolute positive and negative predictive values for allergic disease. Clinical history must be incorporated into the diagnostic determination. Quantification of specific IgG, IgA antibodies is not an FDA- recognized diagnostic indicator of allergy.

Corn Zoomer testing is performed at Vibrant America, a CLIA certified laboratory, and utilizes ISO-13485 developed technology. Vibrant America has effective procedures in place to protect against technical and operational problems. However, such problems may still occur. Examples include failure to obtain the result for a specific test due to circumstances beyond Vibrant's control. Vibrant may re-test a sample to obtain these results but upon re-testing the results may still not be obtained. As with all medical laboratory testing, there is a small chance that the laboratory could report incorrect results. A tested individual may wish to pursue further testing to verify any results.

The information in this report is intended for educational purposes only. While every attempt has been made to provide current and accurate information, neither the author nor the publisher can be held accountable for any errors or omissions. Tested individuals may find their experience is not consistent with Vibrant's selected peer reviewed scientific research findings of relative improvement for study groups. The science in this area is still developing and many personal health factors affect diet and health. Since subjects in the scientific studies referenced in this report may have had personal health and other factors different from those of tested individuals, results from these studies may not be representative of the results experienced by tested individuals. Further, some recommendations may or may not be attainable, depending on the tested individual's physical ability or other personal health factors. A limitation of this testing is that many of these scientific studies may have been performed in selected populations only. The interpretations and recommendations are done in the context of these studies, but the results may or may not be relevant to tested individuals of different or mixed ethnicities.

Vibrant Wellness makes no claims as to the diagnostic or therapeutic use of its tests or other informational materials. Vibrant Wellness reports and other information do not constitute medical advice and are not a substitute for professional medical advice. Please consult your healthcare practitioner for questions regarding test results, or before beginning any course of medication, supplementation, or dietary changes.

SAMPLE